



Port Authority® Core Soft Shell Jacket. J317



A reliable soft shell at a real value. This go-to basic sheds wind and rain and is a perfect choice for corporate or team uniforming.

- 100% polyester woven shell bonded to a water-resistant film insert and a 100% polyester microfleece lining
- 92/8 poly/spandex woven shell bonded to a water-resistant film insert and a 100% polyester microfleece lining (Heathers)
- 1000MM fabric waterproof rating
- 1000G/M2 fabric breathability rating
- Zip-through cadet collar with chin guard
- Reverse coil zippers
- Front zippered pockets
- Open cuffs and hem

CARE INSTRUCTIONS

Machine wash cold with like colors. Only non-chlorine bleach when needed. Tumble dry medium. Cool iron if necessary.

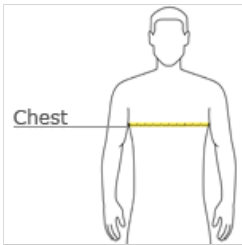


front



back

HOW TO MEASURE














CHEST WIDTH  
Measure under the arm and around the fullest part of the chest with arms down, keeping tape horizontal.

SIZE CHART

	XS	XS	S	S	M	M	L	L	XL	XL	2XL	3XL	3XL	4XL	4XL	5XL	6XL
Chest	32-34	32-34	35-37	35-37	38-40	38-40	41-43	41-43	44-46	44-46	47-49	50-53	50-53	54-57	54-57	58-60	61-63

COLOR INFORMATION

										
Battleship Grey PMS 7540 C	Black PMS NTR BLACK C	Black Charcoal Heather PMS 426C	Deep Smoke PMS 425C	Dress Blue Navy PMS 533C	Forest Green PMS 553C	Maroon PMS 504C	Navy Heather PMS 533C	Pearl Grey Heather PMS NO MATCH	Rich Red PMS 207C	True Royal PMS 7687C