



Heavy Blend™ Hooded Sweatshirt. 18500



- 8-ounce, 50/50 cotton/poly
- Double-needle stitching at waistband and cuffs
- Double-lined hood with dyed-to-match drawcord
- 1x1 rib knit cuffs and waistband with spandex
- Front pouch pocket

Due to the nature of 50/50 cotton/poly neon fabrics, special care must be taken throughout the printing process.

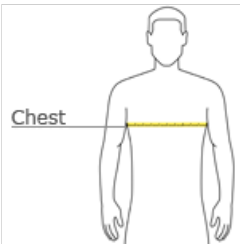


front



back

HOW TO MEASURE




































CHEST WIDTH
Measure under the arm and around the fullest part of the chest with arms down, keeping tape horizontal.

SIZE CHART

	S	S	M	M	L	L	XL	XL	2XL	3XL	3XL	4XL	4XL	5XL	5XL
Chest	34-36	34-36	38-40	38-40	42-44	42-44	46-48	46-48	50-52	54-56	54-56	58-60	58-60	62-64	62-64

COLOR INFORMATION

 Antique Cherry Red PMS 7427C	 Antique Sapphire PMS 7706C	 Ash PMS COOL GRAY 3C	 Black PMS 426C	 Cardinal Red PMS 1955C	 Carolina Blue PMS 659C	 Charcoal PMS COOL GRAY 10C	 Cherry Red PMS 187C	 Dark Chocolate PMS 412C	 Dark Heather PMS 7545C	 Forest Green PMS 5535C
 Garnet PMS 188C	 Gold PMS 1235C	 Graphite Heather	 Heather Sport Dark Navy	 Heather Sport Royal Heliconia PMS 213C	 Indigo Blue PMS 5405C	 Irish Green PMS 2252C	 Light Blue PMS 543C	 Light Pink PMS 684C	 Maroon PMS 7644C	
 Military Green PMS 5615C	 Navy PMS 533C	 Orange PMS 2026C	 Purple PMS 2112C	 Red PMS 199C	 Royal PMS 7686C	 S. Orange	 Safety Green PMS 382C	 Safety Pink PMS 1915C	 Sand PMS 7528C	 Sport Grey PMS COOL GRAY 7C
 White										

*Not all sizes are available in every color.